

First Grade Snow Day Packet 1

Happy Snow Day! Please do your best working on our jobs today, bring what you have finished to school for us to review in class. Stay safe and warm!

Religion:

- Remember that Mary is Jesus' mother and our mother
- Cut and glue the words in the correct places.
- Pray the Hail Mary with the link or by yourself. Sit quietly in prayer <https://youtu.be/FVgCSt7ReAo>

Math:

- reinforce the concept of comparison (greater than, less than, equal to)
- Complete alligator page using the pictures to help
- <https://youtu.be/rLZbniMGAVA>
- A song to continue learning https://youtu.be/YhOf0H_gLP8

Handwriting and Spelling

- Write our spelling words (listed on folder) in a sentence on the included paper or any lined paper you have at home. Bonus if you can get 2 words in one sentence!
- Notice the form of your letters. Did you include capital at the beginning and an ending mark?

Reading

- Watch this video about long o. <https://youtu.be/q6zO7kpg8oQ>
- Make a journal page about long o words like Mr. Stone shows. I wish we had our word notebooks - but we can glue it in later.
- Read the poem attached and find long o words.

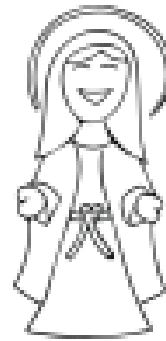
Writing:

- Write about your favorite food with the paper below! Make sure you use all you know about writing. Write long and strong (use the back if needed), and try to do mostly on your own.

Optional Extra Activity Ideas:

- Practice math skills on the IXL website
- Math flash cards like these: <https://www.dadsworksheets.com/worksheets/printable-flash-cards.html>
- Have "quiet reading" time
- Practice the words in your envelope (or the on the back of folder)
- Exercise inside or outside
- Say your prayers throughout the day

Hail Mary



Mary, full of grace, the

is with you. are you

among women, and blessed is the

fruit of your womb, .

Mary, Mother of God,

for us , now and at the

hour of our death. .

| | | | |
|------|---------|------|--------|
| Amen | Jesus | Hail | sinner |
| Lord | Blessed | Holy | pray |



Less Than, Greater Than



Directions: Use the symbol $<$ or $>$ to show if a number is less than or greater than.

Examples: $8 > 5$ This means that 8 is greater than 5.

$2 < 10$ This means that 2 is less than 10.

Remember, the open mouth of the symbol points to the larger number.

1. $2 \bigcirc 6$

6. $4 \bigcirc 20$

2. $8 \bigcirc 2$

7. $16 \bigcirc 12$

3. $17 \bigcirc 14$


8. $18 \bigcirc 19$

4. $10 \bigcirc 9$

9. $6 \bigcirc 5$

5. $1 \bigcirc 11$

10. $3 \bigcirc 13$





A poem to share


Read and learn this poem.

The More it Snows

by A. A. Milne

The more it
SNOWS-tiddely-pom,
The more it
GOES-tiddely-pom
The more it
GOES-tiddely-pom
On
Snowing.

And nobody
KNOWS-tiddely-pom,
How cold my
TOES-tiddely-pom
How cold my
TOES-tiddely-pom
Are
Growing.



Write down all the oa sound words in the poem.

Remember: The letter sets oa, o_e, and ow all make the oa sound.

.....

Name: _____ Date: _____


Today is: Monday Tuesday Wednesday Thursday
Friday Saturday Sunday

What is your favorite food?

burger



pizza



hotdog



soup



Draw a Picture

©2015 by Bull Terrier Press

☆ I used capital letters. ☆ I used spaces. ☆ I used punctuation.

This image shows a blank sheet of handwriting practice paper. It features ten identical sets of horizontal lines arranged vertically. Each set includes three lines: a solid top line, a dashed middle line, and a solid bottom line, providing a guide for letter height and placement. The background is white, and the lines are black.